


2D Shapes on the Surface of 3D Shapes

Answers

a) Cube




6 square faces

b) Cone




1 circular face

c) Cuboid



6 rectangular faces

d) Square-based pyramid



1 square face and
4 triangular faces

e) Cylinder



2 circular faces

f) Triangular prism



2 triangular faces and
3 rectangular faces