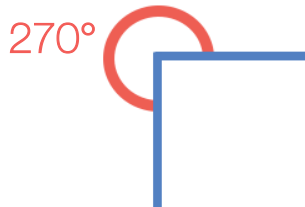


Classifying Angles

Answers

a)



Angle: Reflex angle

Reason: The angle is between 180° and 360°

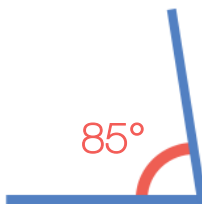
d)



Angle: Straight line

Reason: The angle is exactly 180°


b)



Angle: Acute angle

Reason: The angle is less than 90°


e)



Angle: Full turn

Reason: The angle is exactly 360°


c)



Angle: Obtuse angle

Reason: The angle is between 90° and 180°

f)



Angle: Right-angle

Reason: The symbol that has been used tells us that it is a right-angle, which is exactly 90°